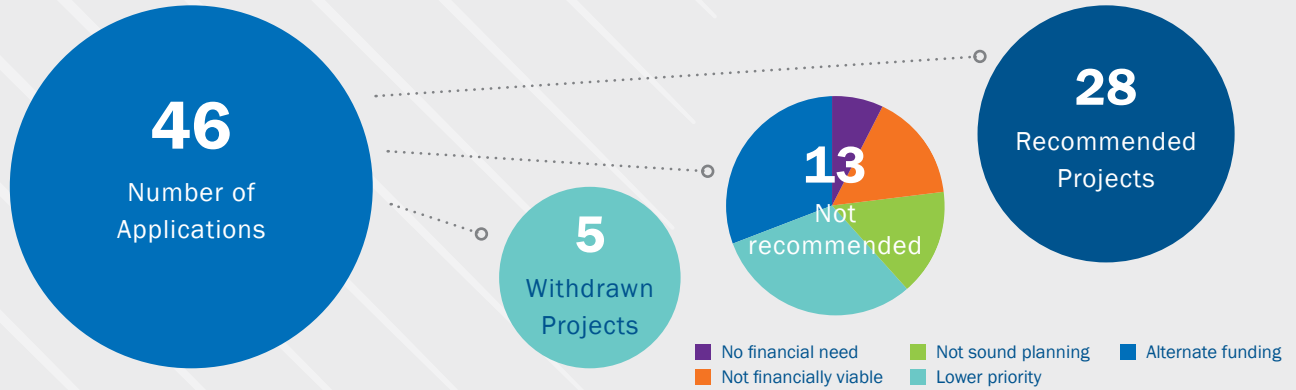


## Application Overview



## Funding Overview

### APPLICATIONS

School Contribution \$135,903,240  
Requested Grants \$48,122,711

**\$184,025,951**

Total Cost Projects

### RECOMMENDED PROJECTS

School Contribution \$66,534,380  
Recommended Grants \$16,085,000

**\$82,619,380**

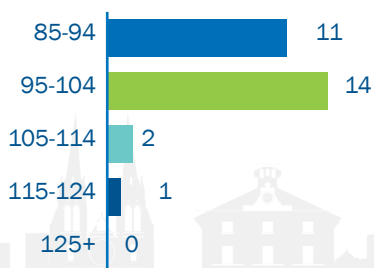
Total Cost Projects

## Grant Funding by School Location

Projects	28	9	Metro
		19	Non Metro
Recommended Grants	\$16,085,000	\$5,410,000	Metro
		\$10,675,000	Non Metro

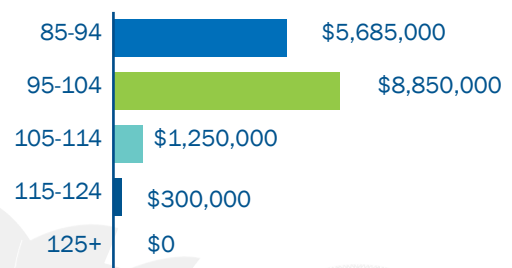
## Projects by SES Band

Total = 28

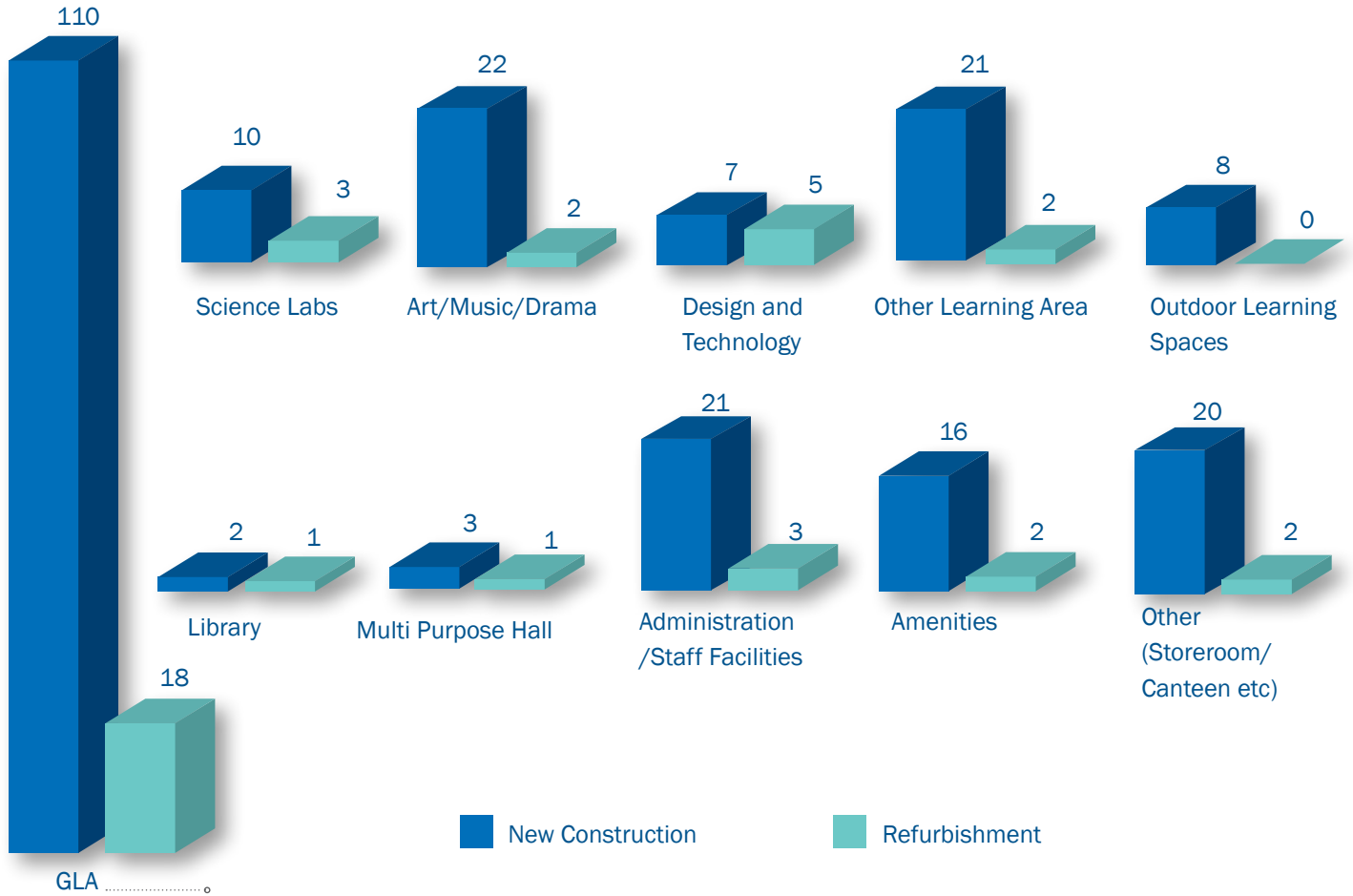


## Grant Funding by SES Band

Total = \$16,085,000



## Facilities Recommended



## Grants and Growth by SES

	No of Schools	Total Cost	School Contribution	Grant	Student Growth 2018-2021
94 or less	11	\$28,252,915	\$22,567,915	\$5,685,000	1,067
95-104	14	\$41,865,599	\$33,015,599	\$8,850,000	1,066
105-114	2	\$10,982,126	\$9,732,126	\$1,250,000	262
115-124	1	\$1,538,740	\$1,238,740	\$300,000	11
125 or greater	0	\$0	\$0	\$0	0
<b>TOTAL</b>	<b>28</b>	<b>\$82,619,380</b>	<b>\$66,534,380</b>	<b>\$16,085,000</b>	<b>2,406</b>

